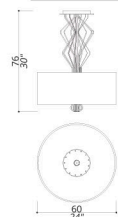


1011-BB-01	DOUBLE CHANDELIER	TWO LAYERED CHANDELIER. BRASS STICKS CENTRAL DESIGN. STRUCTURE IN F.10 (NATURAL BRASS); CONNECTION BOX AND DETAILS IN F.12 (BRUSHED&BURNISHED BRASS).	6 LIGHTS TYPE E27
-------------------	-------------------	---	----------------------

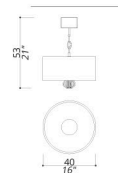
1011-BB-28	DOUBLE CHANDELIER	STRUCTURE IN F.10 (NATURAL BRASS); CONNECTION BOX AND DETAILS IN F.12 (BRUSHED&BURNISHED BRASS).	6 LIGHTS TYPE E27
-------------------	-------------------	--	----------------------



1012-BB-01	CHANDELIER	BRASS STICKS CENTRAL DESIGN. STRUCTURE IN F.10 (NATURAL BRASS); CONNECTION BOX AND DETAILS IN F.12 (BRUSHED&BURNISHED BRASS).	3 LIGHTS TYPE E27
-------------------	------------	---	----------------------

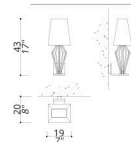
1012-BB-28	CHANDELIER	STRUCTURE IN F.10 (NATURAL BRASS); CONNECTION BOX AND DETAILS IN F.12 (BRUSHED&BURNISHED BRASS).	3 LIGHTS TYPE E27
-------------------	------------	--	----------------------

1012-NN-23	CHANDELIER	STRUCTURE IN F.31 (POLISHED NICKEL FINISH); CONNECTION BOX AND DETAILS IN F.33 (SATIN NICKEL FINISH).	3 LIGHTS TYPE E27
-------------------	------------	---	----------------------

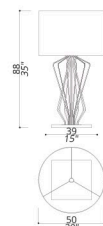


1015-BB-01	PENDANT	BRASS STICKS DESIGN. STRUCTURE AND CONNECTION BOX IN F.10 (NATURAL BRASS).	3 LIGHTS TYPE E27
-------------------	---------	--	----------------------

1015-BB-28	PENDANT	STRUCTURE AND CONNECTION BOX IN F.10 (NATURAL BRASS).	3 LIGHTS TYPE E27
-------------------	---------	---	----------------------



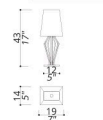
1021-BB-22	WALL LAMP	STRUCTURE AND CONNECTION BOX IN F.10 (NATURAL BRASS).	1 LIGHT TYPE E14
-------------------	-----------	---	---------------------



1031-BB-01	TABLE LAMP	BRASS STICKS CENTRAL DESIGN. STRUCTURE IN F.10 (NATURAL BRASS); DETAILS AND BASE IN F.13 (BURNISHED BRASS FINISH). METAL BASE.	1 LIGHT TYPE E27
-------------------	------------	--	---------------------

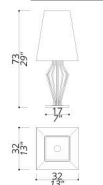
1031-BB-28	TABLE LAMP	STRUCTURE IN F.10 (NATURAL BRASS); DETAILS AND BASE IN F.13 (BURNISHED BRASS FINISH). METAL BASE.	1 LIGHT TYPE E27
-------------------	------------	---	---------------------

1031-NN-23	TABLE LAMP	STRUCTURE IN F.31 (POLISHED NICKEL FINISH); BASE AND DETAILS IN F.33 (SATIN NICKEL FINISH). METAL BASE.	1 LIGHT TYPE E27
-------------------	------------	---	---------------------



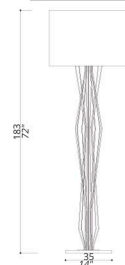
1032-BB-22	TABLE LAMP	BRASS STICKS CENTRAL DESIGN. STRUCTURE IN F.10 (NATURAL BRASS); DETAILS AND BASE IN F.13 (BURNISHED BRASS FINISH). METAL BASE.	1 LIGHT TYPE E14
-------------------	------------	--	---------------------

1032-NN-23	TABLE LAMP	STRUCTURE IN F.31 (POLISHED NICKEL FINISH); BASE AND DETAILS IN F.33 (SATIN NICKEL FINISH). METAL BASE.	1 LIGHT TYPE E14
-------------------	------------	---	---------------------



1033-BB-22	TABLE LAMP	BRASS STICKS CENTRAL DESIGN. STRUCTURE IN F.10 (NATURAL BRASS); DETAILS AND BASE IN F.13 (BURNISHED BRASS FINISH). METAL BASE.	1 LIGHT TYPE E27
-------------------	------------	--	---------------------

1033-NN-23	TABLE LAMP	STRUCTURE IN F.31 (POLISHED NICKEL FINISH); BASE AND DETAILS IN F.33 (SATIN NICKEL FINISH). METAL BASE.	1 LIGHT TYPE E27
-------------------	------------	---	---------------------



1041-BB-01	FLOOR LAMP	BRASS STICKS CENTRAL DESIGN. STRUCTURE IN F.10 (NATURAL BRASS); DETAILS AND BASE IN F.13 (BURNISHED BRASS FINISH). METAL BASE.	1 LIGHT TYPE E27
-------------------	------------	--	---------------------

1041-BB-28	FLOOR LAMP	STRUCTURE IN F.10 (NATURAL BRASS); DETAILS AND BASE IN F.13 (BURNISHED BRASS FINISH). METAL BASE.	1 LIGHT TYPE E27
-------------------	------------	---	---------------------

1041-NN-24	FLOOR LAMP	STRUCTURE IN F.41 (POLISHED BLACK NICKEL) AND F.31 (POLISHED NICKEL); BASE IN F.33 (SATIN NICKEL). METAL BASE.	1 LIGHT TYPE E27
-------------------	------------	--	---------------------

